

ALLSTAR  
ORTHODONTICS

**The ultimate guide to a  
wedding-ready smile**



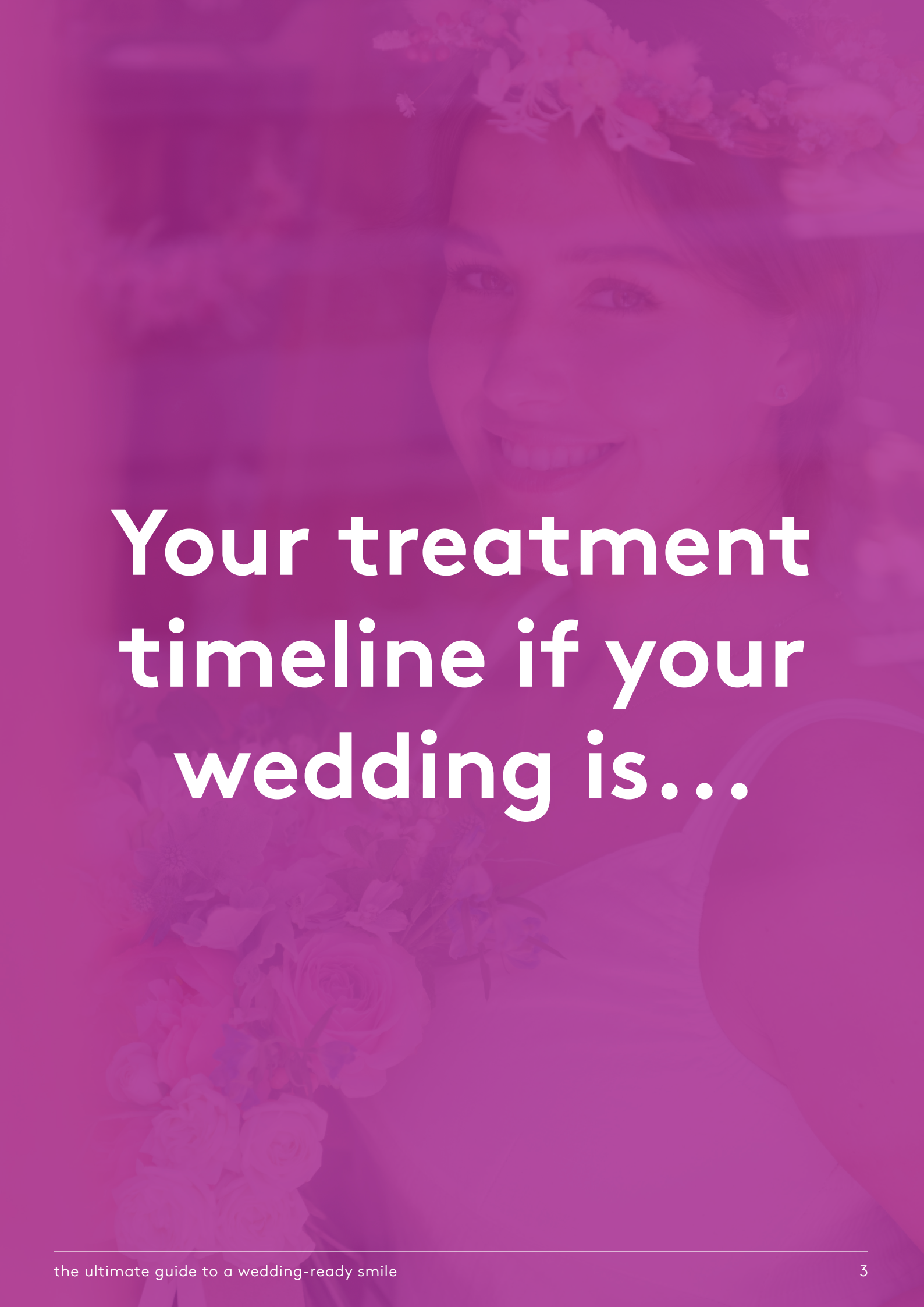


# Ensure your smile is as memorable as your big day!

Your smile will be preserved in your wedding photos forever, so you want to be stunning, right? That's where we come in. Whether you've got gaps between your teeth, crooked front teeth, or need a full smile-makeover, our team has you covered.

**We know you have a lot to plan for your wedding day - so leave the smile planning to us!**

The team at Allstar Orthodontics has a range of different treatment programmes designed to help you achieve the very best results by the time you're ready to walk down the aisle. When you come to Allstar Orthodontics, Dr Mike Anderson can assess your smile and determine which treatment will be best for your wedding timeline, but here's what that might look like if:



# Your treatment timeline if your wedding is...



# More than one year away



We recommend that grooms and brides-to-be visit us at least 9 months before their wedding date. That's because the average time for comprehensive orthodontic treatment is 12-18 months. If your wedding is still over a year away, it's not too soon to start perfecting your smile. In fact, it's the perfect time because you'll likely have more treatment options available to you.

## Our smile solutions include:

- **Clear braces**

Clear braces feature ceramic brackets that are clear or tooth-coloured to help blend in with your natural smile.

- **Self-ligating braces**

These braces have unique self-adjusting brackets that allow for fewer appointments and faster treatment times.

- **Traditional metal braces**

These braces are the tried-and-true teeth straightening method, but the brackets are smaller and more comfortable than ever before.

Some treatments may take less time, but the sooner you have the first consultation, the more time you have to create the smile you've always envisioned.







## 6-12 months away

If you are getting married in a year or less, you'll be a bit more limited in your treatment options - but that doesn't mean we can't achieve amazing things together! If you're on a 6-12 month timeline, Invisalign® treatment might just be your perfect match.

Invisalign® clear aligners can significantly straighten your smile in just 9-12 months. That's because the aligners are custom made for your exact smile, so you get the most efficient treatment possible.

Invisalign® aligners are removable, so you can take them out to enjoy your favourite foods and activities. You can even use the Dental Monitoring app for remote treatment monitoring, so you can skip the trip to our clinic and focus on your wedding planning instead.


Best yet? These clear aligners are virtually invisible, so even if you're still going through treatment by your big day, no one needs to know.

# 3-6 months away



If you're short on time before your wedding, you might consider one of our fast treatment options. If you're only concerned about some crooked front teeth, and want to make minor adjustments to your smile, you might be a candidate for Invisalign® Lite.

Invisalign® Lite can straighten your front six upper and lower teeth in six months or less.







# Less than 3 months away

If your wedding is right around the corner, we probably won't be able to make any big changes to your smile - but sometimes small changes can make all the difference. For example, you could try touching up your smile with professional whitening treatment.

You may be able to straighten your smile slightly too. If you decide to start Invisalign® treatment, you will probably see some improvements in just a couple months. You can even take your aligners out for a few hours during your ceremony,

to capture memories of your big day with your naturally stunning smile.

Whatever treatment you work out with your Specialist Orthodontist, Dr Mike Anderson will be sure to give your smile a little extra oomph before your ceremony.



# Our 4 top tips for the big day

We want your wedding day to be a glowing success -  
so here are our tips to make the big day a breeze.



# 1. Practice your smile

Figure out all your best angles now! If you want an endless selection of fabulous photos to frame in your home or post on social media, then it's important to start practising your smile.

It might seem awkward at first, but it will make things a lot less awkward for your big day. It will also help exercise your face muscles so they are ready for a full day of smiles and celebration!

**Pro tip:** Try smiling with your teeth slightly parted. It will appear less rigid and more natural in your photos

# 2. Stay stain-free

You wouldn't want to spend all that time straightening your smile only to have it stained in your wedding photos! In order to keep your teeth shiny, pearly white, try to avoid staining food and beverages like curries, coffee or red wine right before your big day.

In a pinch, you can always pop in for a touch-up whitening treatment!

## 3. Perfect your pout

Your smile is more than just your teeth. We want your lips to be photo-perfect too!

In the weeks leading up to your wedding, use a soft-bristled toothbrush to exfoliate your lips. This will help to ensure your lipstick applies evenly and without any cracks. You can also apply lip balm 15 minutes before your lipstick to help your lips stay plump and hydrated.

**Pro tip:** A creamy lipstick can accentuate your lips - and make your teeth look brighter!

## 4. Moisten your teeth

We know this sounds strange, but hear us out. If you swipe your tongue over your teeth before photos, not only will you ensure a food-free smile, the moisture will also help your teeth to sparkle and shine on camera.


In fact, some celebrities even put Vaseline on their teeth to make their smile appear brighter - but we don't think you need to go that far.



# Here comes the best smile of your life!

If you want to walk down the aisle with your very best smile - it's time to contact the team at Allstar Orthodontics. Dr Mike Anderson has the experience and expertise to make your smile truly shine on your wedding day.

Join us in Albany Creek, Ashgrove or Fortitude Valley for a consultation - and start your wedding smile journey today.







# Contact us:

07 3666 0096

[invisalign@allstarorthodontics.com.au](mailto:invisalign@allstarorthodontics.com.au)

## Albany Creek

Suite 3, 725 Albany Creek Rd  
Albany Creek  
QLD 4035

## Ashgrove

9 Trout St  
Ashgrove  
QLD 4060

## Fortitude Valley

Shop 35, The Emporium  
1000 Ann St, Fortitude Valley  
QLD 4006





**A L L S T A R**  
O R T H O D O N T I C S

